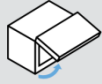


GLBTS Heavy Duty Multi-Angle Lid Stay

Upward opening · Top opening

Opening Direction	Description	Non-handed	Qty	Compression Load
	Holds at Multiple Angles	-	1 Unit Per Door	686 N/pc (70 kg/pc)

Upward-opening※

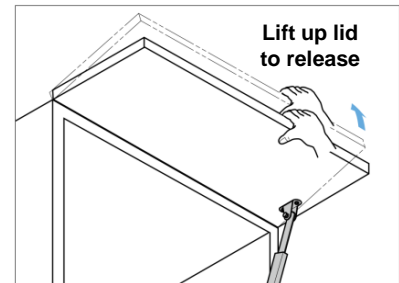
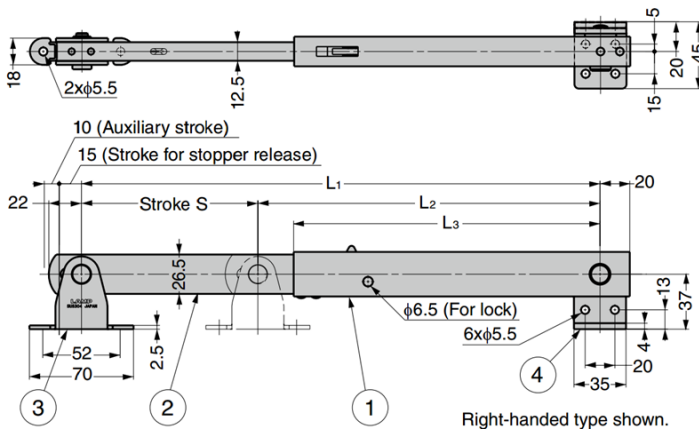
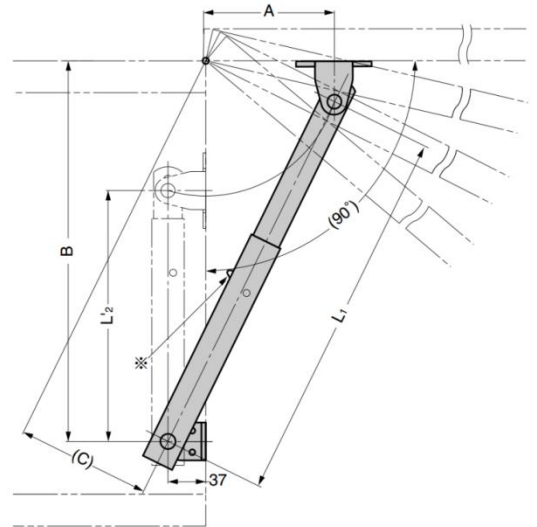
※Can also be used for top-opening lid, depending on installation conditions. Please confirm with actual item in detail.

Features

- Ratchet stay holds the lid at multiple holding angles
 - **GLBTS-350**: 4 angles
 - **GLBTS-450**: 6 angles
- Lift up the lid in fully opened position to release stopper
- When closing from the middle stop position, fully open the door first
- Locks the stay in fully opened position by passing a pin through the lock hole

Notes

- Appropriate bracket position can be determined depending on door height and opening angle. In this case, ensure that L_2 of the installation example is within the range of 234 to 242 mm (for **GLBTS-350**) or 284 to 292 mm (for **GLBTS-450**). (Otherwise, the hinge and stay may be damaged, or the stopper may not operate with the stay extended.)
- Install with the side (※ in the figure) where stay rotor is exposed from the main body facing upward
- Generally use 1 pc. If using 2 pcs, left and right operation may not be fully synchronised



No.	Part Name	Material	Finish
①	Body	Stainless Steel (SUS304)	Satin
②	Arm		
③	Arm Bracket		Barrel Polished
④	Bracket		

Part No.	Type	L ₁	L ₂	L ₃	S	A	B	C	Stop Positions	Compression Load	
GLBTS-350R	Right-handed	350	230	206	120	115	352	119.6	4	686 N	70 kg
GLBTS-350L	Left-handed										
GLBTS-450R	Right-handed	450	280	256	170	155	442	155.5	6		
GLBTS-450L	Left-handed										